

Chapter 2: Wilbur

Questions & Answers

1) Why won't Wilbur be cold at night outside?

2) Provide a short summary of the activities Wilbur and Fern like to do in the afternoons.

3) When are spring pigs born? Circle your answer.


Winter

Spring

Summer

Fall

4) Draw a picture of what you would like to do on a warm afternoon.



Chapter 1: Before Breakfast

Vocabulary

Sentence where it's found in text and page number:

Definition of the word in your own words:

injustice

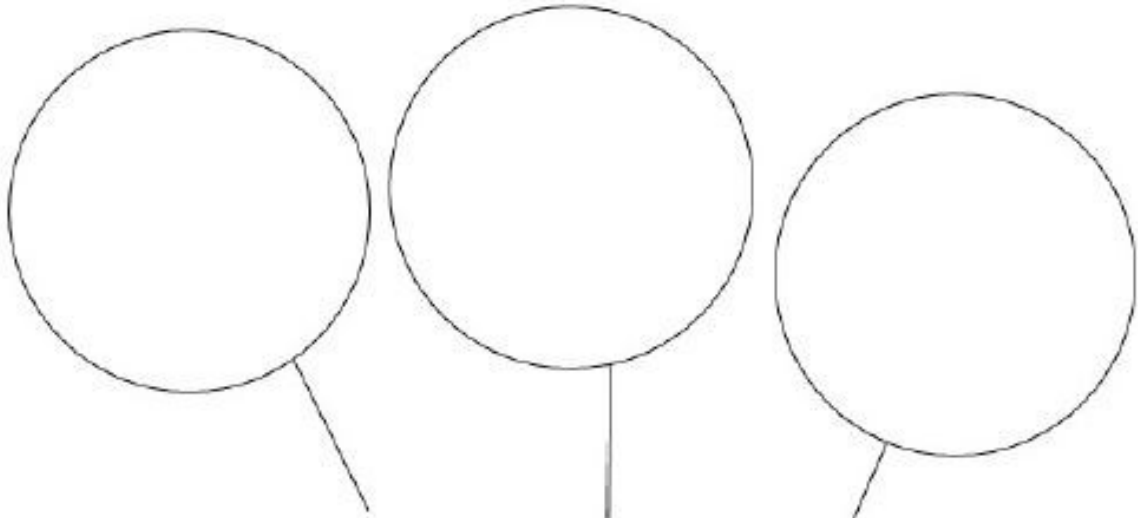
Draw a picture below showing the word

Write four synonyms of the word:

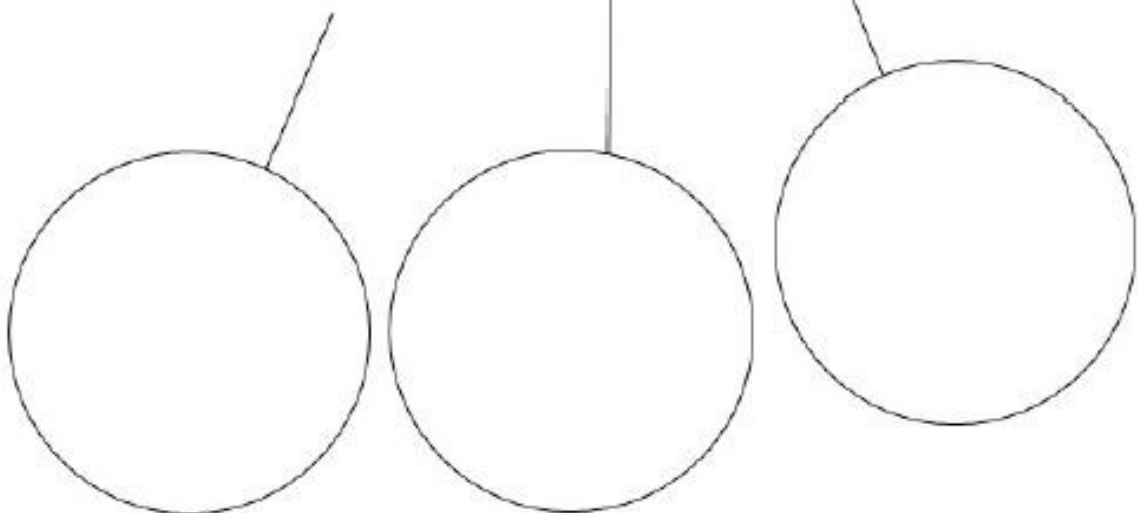



Chapter 1: Before Breakfast

Character Traits



Fern



Chapter 1: Before Breakfast

Teacher Directions for Extension Activity

Self Control Science Experiment

Introduction: In Chapter 1 *Before Breakfast*, Fern tries to stop her father from killing Wilbur. She becomes a whirlwind of emotions and dangerously tries to take away the ax from her father. Her father tells her that she will have to learn how to control herself. Fern's emotions have "exploded" out of her. This science experiment deals with solids, liquids, and gases, and also helps students be able to discuss self-control in a hands on approach.

Materials

- Clear Drinking Glass
- Liquid Dishwashing Soap
- 2 tbsp. of baking soda
- Vinegar
- Food Coloring
- Baking Pan
- Warm Water

Directions

- 1) Place the pan on the table. This will catch any overflow. Fill the glass with warm water almost to the top and place on pan. You may add food coloring to your water at this time if you like.
- 2) Turn to the Students States of Matter Activity. Talk about solids, liquids, and gases. Make sure they understand the differences before beginning. Do #1 together before the experiment.
- 3) Discuss with students that we are able to train lots of different animals, but one of the hardest things to train is ourselves. Especially when it comes to our emotions. Sometimes when we get really angry about something, we allow our feelings to "explode" or "overflow" out of us. When we do this, we could end up hurting ourselves or regretting what we've done later. Discuss how Fern lost control, and how easy it could have been for her to get hurt. Tell them that you want to show them what you mean by "explode" and "overflow".
- 4) Add three to four drips of liquid dishwashing soap.
- 5) Add in the 2 tbsp. of baking soda.
- 6) Pour in the vinegar, and watch the magic begin! Answer questions #2-3 on the student worksheet.
- 7) Afterwards, do #4 on the student worksheet.

Chapter 1: Before Breakfast



Student States of Matter Extension Activity

- 1) Notice all of the ingredients on the table. Can you sort these ingredients into solids and liquids?

Solids	Liquids

- 2) Draw a picture of what happened when the vinegar was poured in.



- 3) After the vinegar is poured in, notice that there are bubbles. What state of matter are the bubbles? Circle the state of matter.

Liquid

Solid

Gas

- 4) In conclusion, how does this experiment relate to Fern's self-control?
